

EffiSync X Series

3.5MWh & 5MWh & 6.25MWh Liquid-cooled Lithium-ion Energy Storage System



INTRODUCTION

The EffiSync Series liquid-cooled energy storage system, built on a 1,500V voltage platform, features high safety, high output, precise management, and high integration.

Its container product EffiSync X – 5MWh & 6.25MWh (high-voltage box solution, DC output), with a rated charge-discharge rate of 0.25P–0.5P, can be applied in energy storage scenarios on the power generation side, grid side, distribution side, and user side, and is used for peak regulation, renewable energy consumption promotion, power quality improvement, peak shaving and valley filling, and comprehensive energy management.

SYSTEM FEATURES



Reduced investment, increased capacity and enhanced efficiency



Unattended operation & intelligent operation and maintenance



Multi-level protection for safety and reliability



Precise control and intelligent management

STANDARD SYSTEM PARAMETERS


Product Model	EffiSync X-5MWh	EffiSync X-6.25MWh	EffiSync X-3.5MWh
Cell Specification	314Ah	587Ah	285Ah
Configuration	1P104Sx4x12	1P104Sx4x8	1P48Sx8x10
Discharge Rate	0.25/0.5P		1P
Nominal Capacity	5015.9kWh	6251.3kWh	3502.08kWh
System Rated Voltage	1331.2V		1228.8V
System Voltage Range	1164.8V–1497.6V		1075.2V–1382.4V
DC-side Efficiency	94%		94%
System Cycle Life	≥8000, 0.5C@25°C 70%EOL		≥6000, 1C@25°C 70%EOL
IP Rating	IP55		IP55
Corrosion-proof Grade	C3 ⁽¹⁾		C3 ⁽¹⁾
Cabinet Dimensions (L×W×H)	6058mm*2438mm*2896mm		6058mm*2438mm*2896mm
Weight	42T	48T	35T
Auxiliary Power Supply	External power supply		External power supply
Operating Humidity Range	≤95%		≤95%
Operating Temperature Range	-35°C–55°C ⁽²⁾		-35°C–55°C ⁽²⁾
Maximum Operating Altitude	≤2000m		≤2000m
Cooling Method	Intelligent variable-frequency liquid cooling	Intelligent variable-frequency liquid cooling	
Fire Protection System	Smoke and heat detectors, combustible gas detectors, pressure-relief windows (explosion venting panels optional), perfluorohexanone (aerosol optional); with provisions for water fire protection access		
Communication Interfaces	LAN, RS485		
Communication Protocols	Modbus TCP, Modbus RTU		
Certification Standards	IEC62619, IEC61000, IEC60730, IEC63050, IEC62477, UL9540A, NFPA 855, UN38.3, UN3536, GB/T 36276, GB44240		

Note:

(1) The corrosion protection rating can be customized to meet the standards of different countries/regions.

(2) Derating is required when the temperature exceeds 45°C.

LAYOUT OF THE PRODUCT



EffiSync X Series

7MWh+ Liquid-cooled Lithium-ion Energy Storage System



INTRODUCTION

The EffiSync Series liquid-cooled energy storage system, built on a 1,500V voltage platform, features high safety, high output, precise management, and high integration.

Its container product EffiSync X - 7MWh+ (high-voltage box solution, DC output), with a rated charge-discharge rate of 0.25P–0.5P, can be applied in energy storage scenarios on the power generation side, grid side, distribution side, and user side, and is used for peak regulation, renewable energy consumption promotion, power quality improvement, peak shaving and valley filling, and comprehensive energy management.

SYSTEM FEATURES



Reduced investment,
increased capacity and
enhanced efficiency



Multi-level protection for
safety and reliability



Precise control and
intelligent management



Free selection for
flexibility and efficiency

STANDARD SYSTEM PARAMETERS

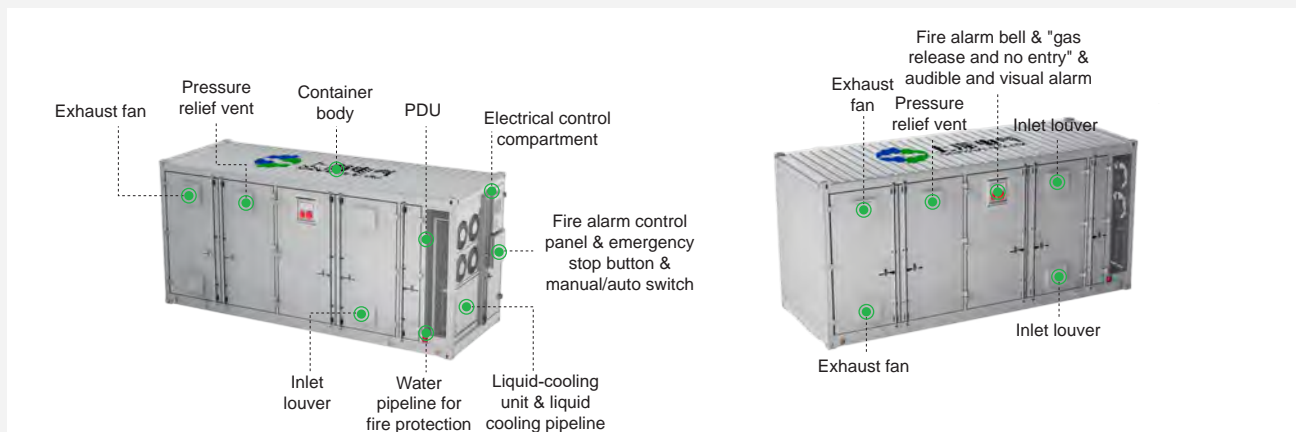
Product Model	EffiSync X-7MWh	EffiSync X-7.8MWh
Cell Specification	587Ah	587Ah
Configuration	1P104Sx4x9	1P104Sx4x10
Discharge Rate	0.25/0.5P	
Nominal Capacity	7032.7kWh	7814.1kWh
System Rated Voltage	1331.2V	
System Voltage Range	1164.8V–1497.6V	
Efficiency	94%	
System Cycle Life	≥8000, 0.5C@25°C 70%EOL	
IP Rating	IP55	
Corrosion-proof Grade	C3 ⁽¹⁾	
Cabinet Dimensions (L×W×H)	6600mm*2438mm*3100mm	6600mm*2438mm*3300mm
Weight	54T	59T
Auxiliary Power Supply	External power supply	
Operating Humidity Range	≤95%	
Operating Temperature Range	-35°C–55°C ⁽²⁾	
Maximum Operating Altitude	≤2000m	
Cooling Method	Intelligent variable-frequency liquid cooling	
Fire Protection System	Smoke and heat detectors, combustible gas detectors, pressure-relief windows (explosion venting panels optional), perfluorohexanone (aerosol optional); with provisions for water fire protection access	
Communication Interfaces	LAN, RS485	
Communication Protocols	Modbus TCP, Modbus RTU	
Certification Standards	IEC62619, IEC61000, IEC60730, IEC63050, IEC62477, UL9540A, NFPA 855, UN38.3, UN3536, GB/T 36276, GB44240	

Note:

(1) The corrosion protection rating can be customized to meet the standards of different countries/regions.

(2) Derating is required when the temperature exceeds 45°C.

LAYOUT OF THE PRODUCT




FlexiStore

Commercial and Industrial Energy Storage System F261



INTRODUCTION

The F261 Series commercial and industrial products are cutting-edge AC/DC integrated energy storage solutions meticulously designed by Shanghai Electric for commercial and industrial scenarios. Featuring an integrated design, it supports plug-and-play functionality and enables rapid deployment, allowing for quick installation, commissioning, and operational readiness. Equipped with an intelligent operation and maintenance platform, the system offers real-time remote monitoring, intelligent fault early warning, and automated energy efficiency dispatch. It is fully compatible with diverse applications such as peak-valley arbitrage, PV-storage synergy, demand charge management, and emergency backup. With outstanding advantages in simplified operation and maintenance, high efficiency, energy savings, and flexible capacity expansion, the series empowers enterprises to reduce electricity costs and optimize energy architecture, accelerating the green, low-carbon, and smart energy transformation of industrial parks.



SYSTEM FEATURES



Unattended operation & intelligent operation and maintenance



Plug-and-play & rapid deployment



Seamless switching & backup protection



Excellent electrical performance & ultra-long cycle life



Safety, environmental friendliness & strong adaptability



Comprehensive protection & real-time monitoring

STANDARD SYSTEM PARAMETERS

Product Model	F261-S	F261-I	F261-G	F261-H	F122-Na
Configuration	1P52Sx5			1P48Sx5	
Discharge Rate	0.5P			1P	
PCS Power	125kW			122kW	
Nominal Energy, kWh	261			122	
Voltage Range, V	728-936			360-840	
AC-side Voltage	AC400V				
AC-side Efficiency	88%				
IP Rating	IP55				
Corrosion-proof Grade	C3-M ^①				
Communication Interfaces	LAN				
Communication Protocols	Modbus-TCP				
Number of Off-grid Parallel Units	Limited to single unit; seamless grid-connected/off-grid switching supported	8 units			
Operating Ambient Temperature	-30°C – +50°C (Derating above 45°C)				
Cooling Method	Liquid cooling				
Fire Protection	Aerosol fire suppression ^②				
Humidity Range	5%–95%				
Altitude	≤3000m				
System Cycle Life	≥8000, 0.5C@25°C 70%EOL			≥6000 ^③	
Dimensions, W×D×H	1.0×1.35×2.35m	1.0×1.35×2.37m		1.2×1.35×2.4m	
Weight, T	~3T				
Product Certification	UL 9540A, UN3480, IEC62619, IEC61000, EN 62477, EN 50549, IEC 63056, GB/T 36276				

Note: The product appearance and parameters are for reference only. The actual products shall prevail.

Note^①: The corrosion protection rating can be customized to meet the standards of different countries/regions.

Note^②: Fire protection for overseas models complies with NFPA-855 standards.

Note^③: Cycle life is subject to actual application scenarios.

APPLICATION SCENARIOS



Zero-carbon Smart Parks



Data Centers



Residential Use



Commercial Complexes



Communication Base Stations



Microgrid



Mining Areas



PV-storage-charging Integration



Emergency Energy Storage Power Supply



Urban Rail Transit


FlexiStore

Commercial and Industrial Energy Storage System F418



INTRODUCTION

The F418 series commercial and industrial products are DC-side energy storage solutions meticulously designed by Shanghai Electric for commercial and industrial scenarios. Featuring an integrated design, it is compatible with both centralized and distributed PCS, covering a wide range of project scenarios. The standardized modular architecture of the product allows for flexible capacity expansion by simply adding cabinet units. This design ensures precise matching to customized project needs across all scales, delivering exceptional scalability and compatibility. Equipped with an intelligent operation and maintenance platform, the system offers real-time remote monitoring, intelligent fault early warning, and automated energy efficiency dispatch. It is fully compatible with diverse applications such as peak-valley arbitrage, PV-storage synergy, demand charge management, and emergency backup. With core values of simplified operation and maintenance, high efficiency, energy savings, and flexible capacity expansion, the F418 empowers enterprises to reduce electricity costs, optimize energy architecture, and propel industrial parks towards a new era of green, low-carbon, and smart energy usage.



SYSTEM FEATURES



Unattended operation & intelligent operation and maintenance



Ultra-long cycle life & enhanced energy efficiency



Comprehensive protection & real-time monitoring



Excellent electrical performance & ultra-long cycle life



Safety, environmental friendliness & strong adaptability



Standardized & integrated design

STANDARD SYSTEM PARAMETERS

Product Model	F418
Configuration	1P52Sx8
Discharge Rate	0.5P
Nominal Energy, kWh	418
Voltage Range, V	1164.8-1497.6
DC-side Efficiency	94%
IP Rating	IP55
Corrosion-proof Grade	C3-M ①
Communication Interfaces	LAN
Communication Protocols	Modbus-TCP
Operating Ambient Temperature	-30–50°C②
Cooling Method	Liquid cooling
Fire Protection	Aerosol, equipped with combustible gas detectors, air intake and exhaust system, and explosion venting panels; with provisions for water fire protection access
Humidity Range	5%–95%
Altitude	≤3,000m, derating above 2,000m
System Cycle Life	≥8000, 0.5C@25°C 70%EOL
Dimensions, W×D×H	1.4×1.32×2.35m
Weight, T	3.7
Product Certification	UL9540A, UN3480, IEC62619, IEC61000, EN 62477, IEC 63056, GB/T 36276

Note: The product appearance and parameters are for reference only. The actual products shall prevail. It is compatible with MW-scale centralized and kW-scale distributed PCS.

Note①: The corrosion protection rating can be customized to meet the standards of different countries/regions.

Note②: Derating is required when the temperature exceeds 45°C.

APPLICATION SCENARIOS



Zero-carbon
Smart Parks



Data Centers



Residential Use



Commercial Complexes



Communication
Base Stations



Microgrid



Mining Areas



PV-storage-charging
Integration



Emergency Energy
Storage Power Supply



Urban Rail Transit

EcoDrive

Standard Power Battery Pack



INTRODUCTION

The EcoDrive Standard Power Battery Pack Series consists of high-safety, high-reliability, and standardized products developed by Shanghai Electric for urban buses, intercity passenger vehicles, and other applications. Driven by "safety + performance" and guaranteed by "new standards + compliance", coordinated progress of "application + optimization" helps deliver reliable and premium solutions.

SYSTEM FEATURES



IP68-rated protection, high energy density
(PED \geq 165Wh/kg)



Covers 6–18m vehicle models, showing multi-model compatibility; supports chassis & top mounting



Ultra-long range & long service life



Green cycle & strong environmental adaptability



Standardized & modular design



All-dimensional safety protection system: Triple-level thermal propagation blocking + explosion-proof pressure relief + millisecond-level monitoring & early warning



Intelligent & efficient liquid cooling thermal management: Precise full-area temperature control + automatic switch between heating & cooling modes

STANDARD SYSTEM PARAMETERS

Standard Battery Pack	C Box	G Box
Configuration	1P36S/1P48S	1P30S/1P39S
Rated Capacity (Ah)	304/230	
Rated Voltage (V)	115.2/153.6	96/124.8
Rated Energy (kWh)	35.020/35.328	29.184/28.704
Max. Allowable Continuous Charge/Discharge Current (A)	0.8C/1C	
PED (Wh/kg)	≥165	
Thermal Management	Bottom liquid cooling + electric heating	
IP Rating	IP68	
Dimensions (mm)	(1060±10.6)×(630±6.3)×(240±2.4)	(920±9.2)×(630±6)×(240±2.4)
Weight (kg)	222±6.0	188±5.0
Certification	GB38031, GB38032, PED, GB32960, GB44495, GB44496	
Vehicle Installation Position	<input checked="" type="checkbox"/> Both sides / roof / rear; <input type="checkbox"/> Other positions	

APPLICATION SCENARIOS



Urban Bus



Mining Areas



Emergency Energy Storage Power Supply



Urban Rail Transit

SureCore

Backup Power Series



INTRODUCTION

Integrating high-safety, high-reliability, and high-energy density technologies, the Shanghai Electric SureCore Backup Power Series comprehensively empowers three major scenarios: communication base stations, data centers, and residential energy storage, thereby providing full-stack intelligent power security from communication hubs to household terminals.

SYSTEM FEATURES



Unattended operation & intelligent operation and maintenance



Comprehensive protection & real-time monitoring



Seamless switching & backup protection



Excellent electrical performance & ultra-long cycle life



Safety, environmental friendliness & strong adaptability



Standardized design

STANDARD SYSTEM PARAMETERS

Product Model	SureCore-48100	SureCore-48200
Configuration	1P15S	2P15S
Discharge Rate	1P	1P
Nominal Energy /kWh	4.8	9.6
Nominal Capacity /Ah	100	
Internal Resistance /mΩ	≤15	
Voltage Range /V	40.5–54	
Charge/Discharge Efficiency	≥94%	
IP Rating	IP20	
Corrosion-proof Grade	C3	
Communication Interfaces	RS485	
Communication Protocols	Modbus-RTU	
Operating Ambient Temperature	Charging temperature range: 0–55°C; Discharging temperature range: -20°C – +60°C②	
Cooling Method	Natural air cooling	
Protection Function	Over-voltage, under-voltage, over-current, over-temperature, low-temperature, short-circuit, reverse polarity, cell balancing, sleep, wake-up, current limiting, etc.	
Humidity Range	5%–95%, non-condensing	
Altitude	≤2000m	
Design Life	10 years @ 25°C, 50% RH, 80% DOD, 70% EOL	
System Cycle Life	>4000, 0.5C@25±2°C, 80%DOD, 70%EOL	
Dimensions W×D×H /mm	(442×430×130.5) ±2.0	(442×500×218) ±2.0
Weight /kg	40.0±2.0	80.0±3.0
Product Certification	IEC62619,CE,UN38.3,UL1973	

Note: The product appearance and parameters are for reference only. The actual products shall prevail.

Note①: The corrosion protection rating can be customized to meet the standards of different countries/regions.

Note②: For charging temperature of 0–10°C, the maximum continuous current should be 0.2C; for 10–20°C, the maximum should be 0.5C; and for 20–55°C, the maximum should be 1C.

APPLICATION SCENARIOS



Zero-carbon
Smart Parks



Data Centers



Residential Use



Communication Base Stations



Microgrid



Mining Areas



Emergency Energy
Storage Power Supply



Commercial Complexes